



ALPHA

ENGINE

Make	: PERKINS
Type	: 1204E-E44TA Diesel Engine
Number of Cylinders	: 4 in line
Bore & Stroke	: 105 x 127 mm
Displacement	: 4400 cc
Maximum Power	: 74,5 kW, 100 HP (2200 rpm)
Maximum Torque	: 450 Nm (1 400 rpm)

High power and torque output, water cooled turbocharged diesel engine.
Compatible with U.S EPA Interim 4 and EU Stage III-B exhaust gas emission regulations

TRANSMISSION

- Autoshift transmission for heavy duty service
- Torque converter with 2,38:1 stall ratio
- Torque converter lock (optional)
- Electrically controlled 2 Wheel drive or 4 Wheel Drive selection
- 6 forward, 3 reverse gears
- Transmission oil cooler
- A neutral circuit allows starting only when the control lever is in neutral position for safety.

AXLES

- Heavy duty service type ZF axles
- Planetary outboard type reduction gears
- Total 16 degrees oscillation on the front axle
- Equipped with differential lock.

CAB & HOOD

- Widened visual angle
- Ergonomic & Aesthetic Interior Design
- 3" LCD displays on both front and side panels
- High capacity A/C system
- Improved ventilating with 15 air nozzles
- ROPS and FOPS certificated cab
- Multi-functional seat
- TIPSHIFT front loader joystick
- Pool type floor mats
- Removable lids
- Cooling-box
- Storage boxes for operator
- Foldable side steps

HYDRAULIC SYSTEM

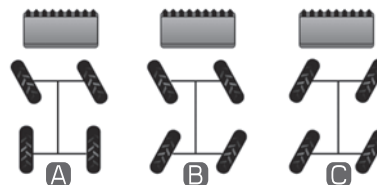
Simple, reliable and high-efficient tandem gear pump	
Main Pump Flow	: 90 lt/min (2200 rpm)
Pressure	: 227 bar
Auxiliary Pump Flow	: 57 lt/min (2200 rpm)
Pressure	: 190 bar

DRIVING SPEED

At 2200 rpm engine speed		
1 st gear	: 6.1	km/h
2 nd gear	: 9.8	km/h
3 rd gear	: 13	km/h
4 th gear	: 20.8	km/h
5 th gear	: 26.3	km/h
6 th gear	: 40	km/h

STEERING

- Electrical controlled 3 different steering modes
- A 2 - wheel front steering for road drive
 - B 4 - wheel steering for tight turns
 - C 4 - wheel "crab" steering for close - to wall digging and ditch closing



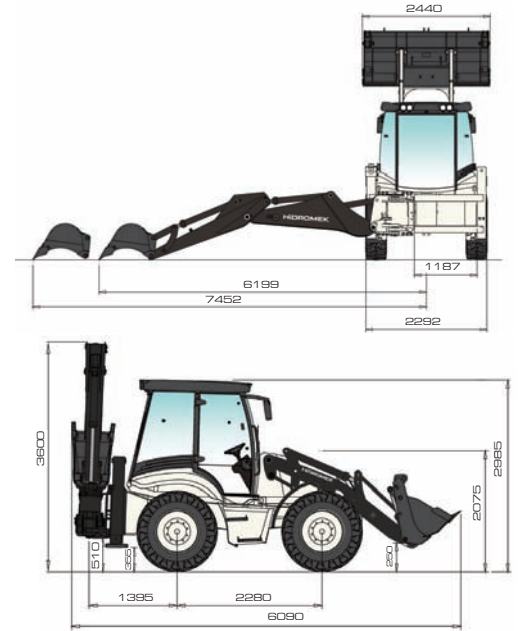
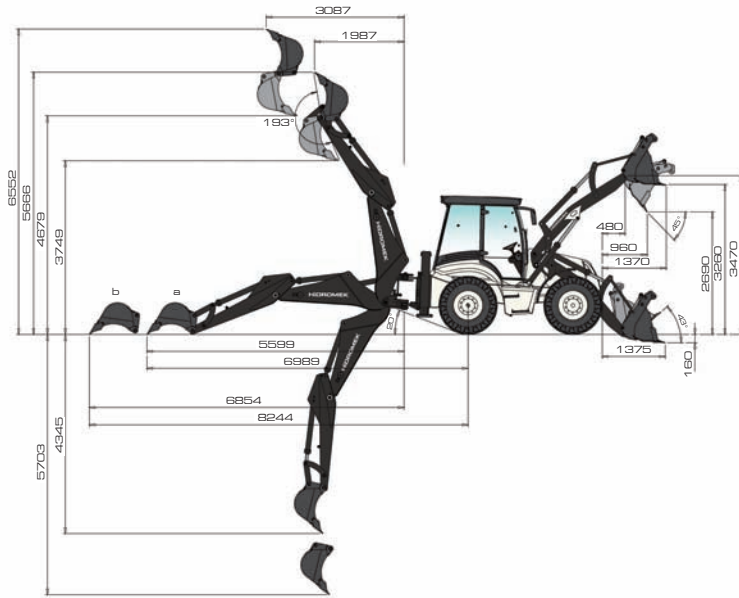
TIRES

Front / Rear	: 16.9 - 28 (12 ply rating)
--------------	-----------------------------

OPERATING WEIGHT

Operating weight (with standard equipment)	: 9.550 kg (± 50kg)
--	---------------------




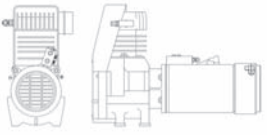
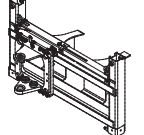

HMK102S ALPHA



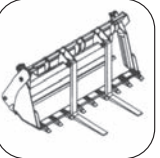
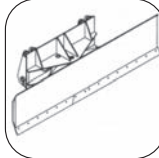

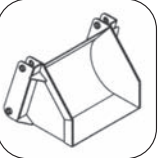
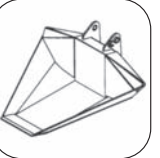

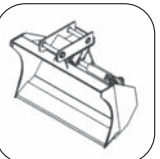



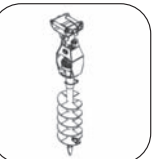
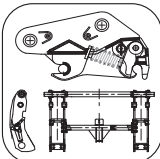
LOADER PERFORMANCE	
6 in 1 bucket capacity (m ³)	1.1
Max. bucket breakout force (kgf)	7209
Max. loading arm breakout force (kgf)	6515
Lifting capacity to maximum height (kg)	3016

BACKHOE PERFORMANCE	Standard Arm	Telescopic Arm (extended)	Telescopic Arm (retracted)
Bucket capacity (m ³)	0.17	0.17	0.17
Max. bucket breakout force (kgf)	6209	6364	6364
Max. dipper breakout force (kgf)	2983	2026	2867

Optional Accessories

 MSS (Motion Stabilizer System)	 Joystick	 Hydraulic breaker inst. + Telescopic arm
 Air Compressor	 Powerslide	 Air conditioner

Optional Attachments

 6-in-1 Bucket with forks	 Grading blade	 Timber grab	 Special buckets	 Trapezoidal ditch bucket	 Ripper
 Offset bucket	 Clamshell grab	 Backhoe bucket of different sizes	 Hydraulic breaker	 Hydraulic breaker	 Hydraulic breaker

HIDROMEK®

FACTORY - HEAD OFFICE
 Ayas yolu 25. km 1. Organize Sanayi Bölgesi Osmanlı Caddesi No: 1
 06935 Sincan / ANKARA / TURKEY
 Phone: (+90) 312 267 12 60 Fax: (+90) 312 267 21 12
 www.hidromek.com email: export@hidromek.com.tr

Notice:
 HIDROMEK has the right to modify the specifications and design of the model indicated on this brochure without prior notice.